






1.6 Gpf / 6.0 Lpf Commercial Two-Piece Toilets

Product	Model Number	Description	List Price		Approx. Wt. (lbs./kg)	Points
			White	Regular		
 	3930N	Flormont Round front (1.6 Gpf/ 6.0 Lpf) combination with G6™ flushing technology. Fully glazed 2" (51 mm) trapway. 12" (305 mm) rough-in. Includes tank trim and polished chrome plated trip lever. Less toilet seat and supply.	\$ 315.00		97/44	
		3930N Combination consists of :				
		3116 Bowl	\$ 200.00		60/27	1.5
		3544N Tank	\$ 115.00		37/17	1.2
	Recommended Upgrades and Parts					
	8085	Lift 'n' Clean™ Toilet Seat Round, heavy duty plastic, closed front, toilet seat with cover. Seat can be removed quickly for easy cleaning.	\$ 46.00		5/2	
	Optional Upgrades and Parts					
	P030339	Trip Lever - Left Hand 068 - Polished Chrome	\$ 10.50			
	P031079000	Flush Valve - 2" (51 mm) Flapper	\$ 5.00			
	P031080000	Pilot Operated Fill Valve	\$ 10.70			
  RelaxedHEIGHT 	3932N	Flormont RelaxedHeight™ (17"/432 mm high), elongated front (1.6 Gpf/ 6.0 Lpf) back outlet combination with G6™ flushing technology. Fully glazed 2" (51 mm) trapway. 12" (305 mm) rough-in. Includes tank trim and polished chrome plated trip lever. Less toilet seat and supply.	\$ 440.50		95/43	
		3932N Combination consists of :				
		3191 Bowl (17"/432 mm high)	\$ 325.50		58/26	1.8
		3544N Tank	\$ 115.00		37/17	1.2
	Recommended Upgrades and Parts					
	8080	Lift 'n' Clean™ Toilet Seat Elongated, heavy duty plastic, closed front, toilet seat with cover. Seat can be removed quickly for easy cleaning.	\$ 50.50		7/3	
	Optional Upgrades and Parts					
	P030339	Trip Lever - Left Hand 068 - Polished Chrome	\$ 10.50			
	P031079000	Flush Valve (2" Flapper)	\$ 5.00			
	P031080000	Pilot Operated Fill Valve	\$ 10.70			
	LID3544	Tank Lid	\$ 42.00			
	P030540	Bolt Caps - Per pair	\$.90			

Toilets
1.6 Gpf / 6.0 Lpf Commercial
Two-Piece Toilets